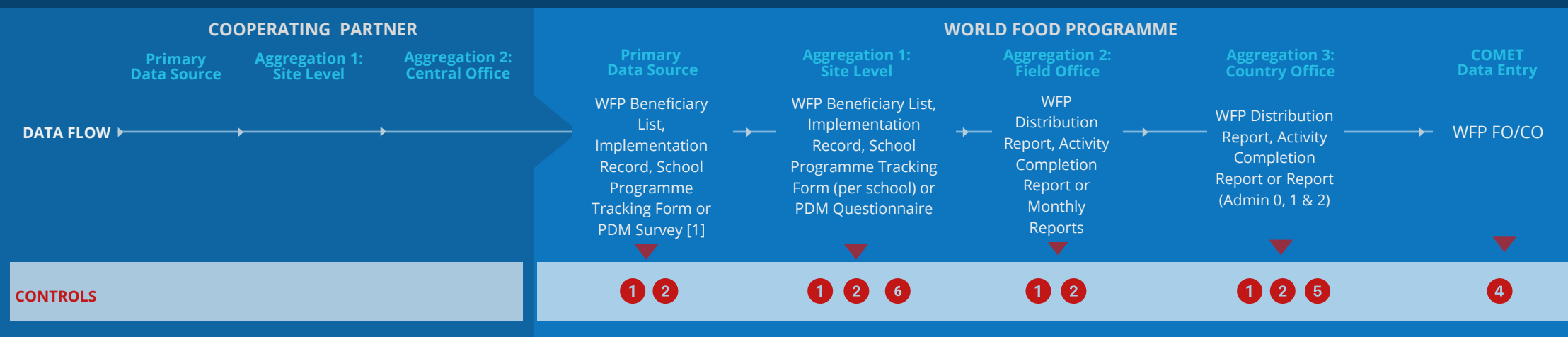










Indicator(s)	Number of women, men, boys and girls receiving food/cash-based transfers Quantity of food distributed Quantity of non-food items distributed Total amount of cash transferred to targeted beneficiaries Number of institutional sites assisted Number of women, men, boys and girls with disabilities receiving food/cash-based transfers Quantity of fortified food provided Quantity of specialized nutritious food provided Percentage of staple commodities distributed that is fortified Number of assets built, restored or maintained by targeted households and communities, by type and unit of measure Number of people provided with direct access to energy assets, services and technologies Feeding days as percentage of total school days	CRF Area(s)	Resources Transferred Nutritious foods provided Asset Creation and Livelihoods (ACL) / Food assistance for assets (FFA) School feeding provided	Modality	Food, Goods or Cash in hand
				Transfer Agent	WFP
				Transfer System	N/A



Control	Actions	Responsibility	Frequency Recommendation
1 Documentation Review	Calculate the % of available, on-time and complete data source records and reports that are expected to contain the indicators at each aggregation level (Site Level, WFP Field Office and Country Office for the reporting period).	CO M&E Officer/Assistant, Nutrition Officer, FFA Officer, School Feeding Officer or CBT Officer	🔄 Frequency Quarterly ★ ★ Highly Recommended
2 Recounting & Reaggregating	Recount and reaggregate the number of people/transfers recorded in beneficiary lists and WFP reports during the reporting period. Compare recounted/reaggregated numbers to the reported number of people/transfers, and identify possible reasons for the discrepancy, if any. For FFA, specifically check the number of assets built, constructed or maintained, and make sure the unit of measure reported against is aligned with FFA guidance [2]. For School Feeding, recount and verify reported feeding days as a percentage of total school days (from sites up to final aggregation level).	CO M&E Officer/Assistant, Nutrition Officer, FFA Officer, School Feeding Officer or CBT Officer	🔄 Frequency Monthly ★ Recommended
3 Recomputing Formulas	N/A	N/A	N/A

4	Reconciliation & Triangulation <p>Triangulate the number of people receiving food or goods in COMET with transfer amounts to these same beneficiaries in LESS. Reconcile the Metric Tons (MT) of food or goods distributed in COMET with the MT of food or goods dispatched as reported on in LESS. Reconcile the cash transfer in COMET with the cash transfer in WINGs.</p> <p>For FFA, triangulate the number of assets built with the number of people who should be working on the activity according to standard work norms. For all of the above, identify possible reasons for the discrepancy, if any,</p>	CO M&E Officer/Assistant, Nutrition Officer, FFA Officer, School Feeding Officer, CBT/Programme Officer or Finance Officer [3]	 <i>Frequency Quarterly</i>   Highly Recommended
5	Secondary Sources <p>Cross-check the reported value of the indicators in WFP reports with secondary data sources such as other UN or NGO reports to ensure that information corroborates and is consistent. Identify possible reasons for the discrepancy, if any.</p> <p>Compare the outputs constructed through FFA programmes with satellite imagery obtained through AIMS (Asset Impact Monitoring from Space) service, if implemented at the CO-level.</p>	CO M&E Officer/Assistant, Nutrition Officer, FFA Officer, School Feeding Officer or CBT Officer	 <i>Frequency Bi-annual</i>  Recommended
6	On-Site Visits <p>Visit selected sites and select a sample of beneficiaries (at least 5 to 10 persons) from source documents recorded as having received a transfer or payment and verify that they actually received their entitlement.</p> <p>For FFA, cross check the reports with status of the assets implemented. For example, what is the status of the water pond built? Is it functional? Who has access to this asset?</p> <p>For school feeding, check that schoolchildren receive school meals regularly throughout the year (if and as reported), particularly in consistency with total school days. Interview key school staff/teachers to confirm the following information: Has the school year been regular? Have there been interruptions? Have children received the adequate planned rations on the reported days?</p>	CO M&E Officer/Assistant, Nutrition Officer, FFA Officer, School Feeding Officer or CBT Officer	 <i>Frequency Quarterly</i>   Highly Recommended
7	Methodological Compliance	N/A	N/A

Notes

- [1] The indicator, Number of women, men, boys and girls with disabilities receiving food/cash-based transfers, is the only indicator collected through a PDM survey. Ensure that enumerators are trained to understand the six main categories of disabilities.
- [2] FFA Programme Guidance Manual – Chapter 7 on Monitoring – 2.3.4 Selecting the Output Indicators, available [here](#).
- [3] Country Offices may establish roles and responsibilities for reconciliation depending on the local context/capacity. Reconciliation activities for cash transfers, for example, may be done by a CBT/Programme Officer or Finance Officer.